

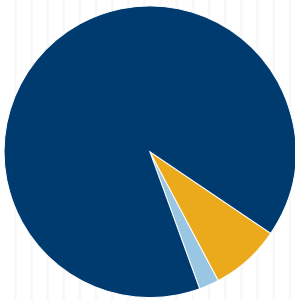
Washburn Law By The Numbers

Bar Passage and Employment Edition

Graduate Employment Statistics

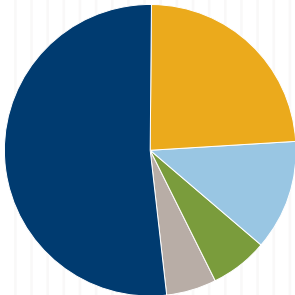
Class of 2019 (102 graduates, all known status)

EMPLOYMENT CATEGORIES



90.2% **Employed (92)**
7.8% **Seeking (8)**
2.0% **Enrolled in LL.M. Program (2)**

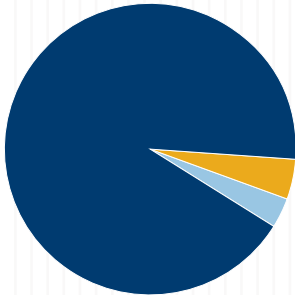
EMPLOYMENT PRACTICE AREAS



52.2% **Private practice (48)**
23.9% **Government (22)**
12.0% **Business or Industry (11)**
6.5% **Public Interest* (6)**
5.4% **Judicial Clerkship (5)**

* Includes public defenders

EMPLOYMENT TYPE



Overall employed: 90.2%
83.3% **Bar pass required (85)**
Full-time/long-term bar required: 82.4%
3.9% **J.D. advantage (4)**
Full-time/long-term J.D. advantage: 1.0%
2.9% **Other (3)**

Class of 2019 information includes full- and part-time, short- and long-term employment, and excludes graduates for whom employment status was unknown at the time of reporting.

Employment Statistics: Percentages are calculated by dividing the number of students in each category by the total number of students whose employment status is known.

Employment Categories: Percentages are calculated by dividing the number of graduates in each category by the total number of employed graduates.


For a detailed breakdown of all graduate employment outcomes, see the Official ABA Employment Summaries: washburnlaw.edu/career/statistics.

Geographic Distribution

2019 graduates accepted employment in 8 states

78.3%	Kansas
12.0%	Missouri
4.3%	Texas
5.4%	Other States

Includes all full- and part-time, short- and long-term employment. For more detailed employment information, visit, washburnlaw.edu/career/statistics



#36

in nation for
**full-time,
long-term,
bar-required
employment.***

**www.law.com/2020/06/09/law-grads-hiring-report-job-stats-for-the-class-of-2019/*

88.2%

Feb. 2020 Bar Pass Rate*

14 percentage points
higher than the statewide
pass rate

**Kansas Exam, first-time takers*

90.2%

July 2019 Bar Pass Rate*

**Kansas Exam, first-time takers*

Washburn Law
graduates have

33%

less debt upon
graduation than the
national average for
law schools.

**Class of 2019, U.S. News*



98%

of 2020 graduates
engaged in
experiential
learning

UBE

Washburn Law is
in one of

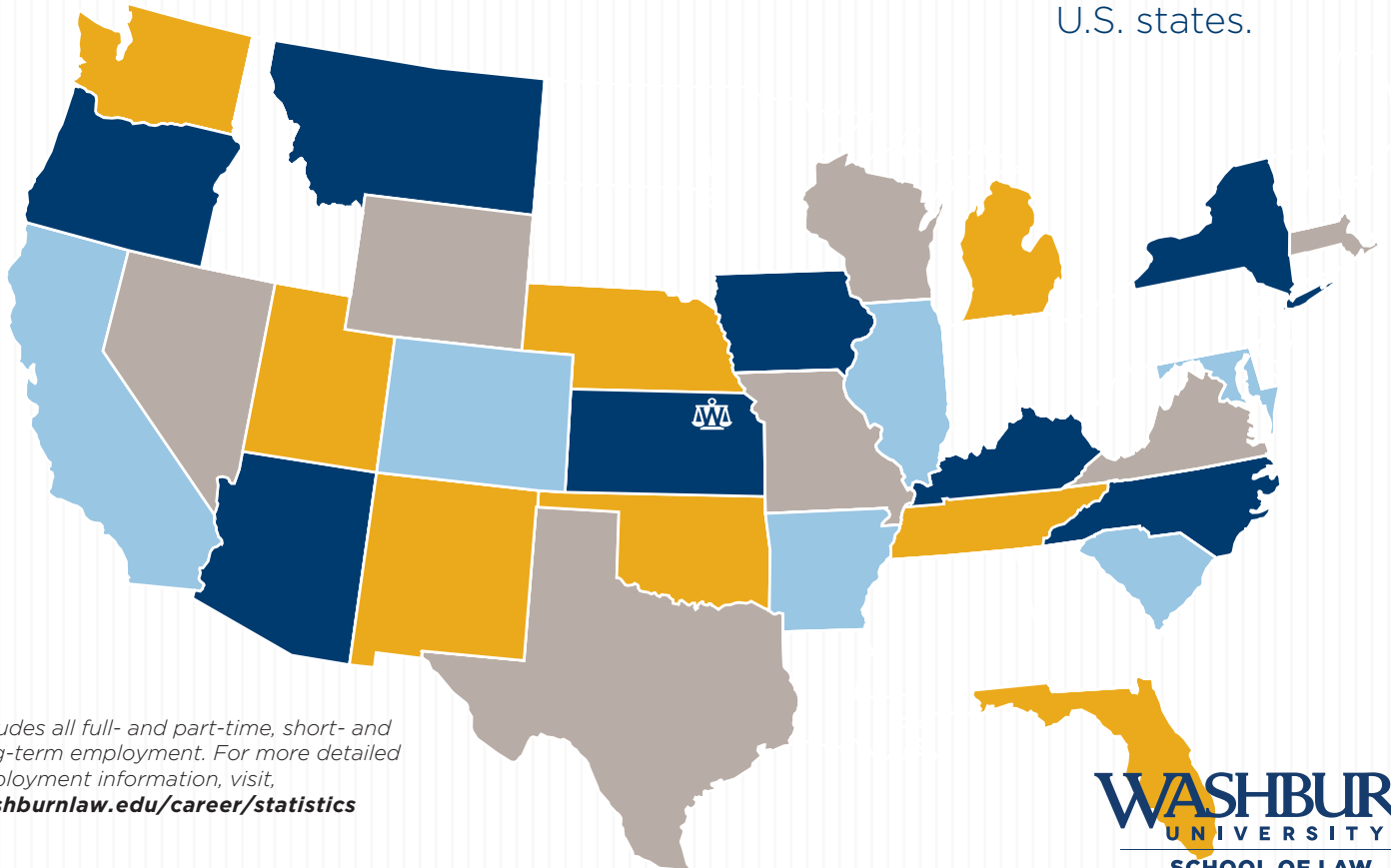
38

jurisdictions that
have adopted
the transferable
Uniform Bar Exam.

Where Alumni Are Employed:
Classes of 2017-2019 accepted employment in

27

U.S. states.



Includes all full- and part-time, short- and long-term employment. For more detailed employment information, visit, washburnlaw.edu/career/statistics

Data current as of December 23, 2020

