

Washburn Law By The Numbers

Bar Passage and Employment Edition

Graduate Employment Statistics

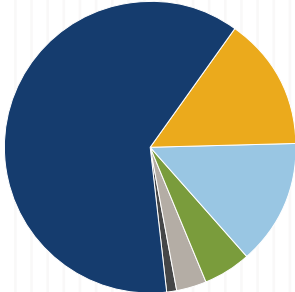
Class of 2020 (98 graduates, all known status)

EMPLOYMENT CATEGORIES



95.9% Employed
3.1% Seeking
1.0% Employed—Start Date Deferred

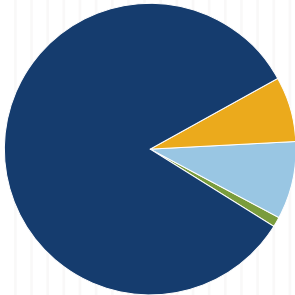
EMPLOYMENT PRACTICE AREAS



61.7% Private practice
14.9% Government
13.8% Business or Industry
5.3% Public Interest*
3.2% Judicial Clerkship
1.1% Education

* Includes public defenders

EMPLOYMENT TYPE



80.6% Bar pass required
Full-time/long-term bar required: 79.6%
7.1% J.D. advantage
Full-time/long-term J.D. advantage: 4.1%
8.2% Other
1.0% Start Date Deferred

Class of 2020 information includes full- and part-time, short- and long-term employment, and excludes graduates for whom employment status was unknown at the time of reporting.

Employment Categories & Types: Percentages are calculated by dividing the number of students in each category by the total number of students whose employment status is known.

Employment Practice Areas: Percentages are calculated by dividing the number of graduates in each category by the total number of employed graduates.

For a detailed breakdown of all graduate employment outcomes, see the Official ABA Employment Summaries: washburnlaw.edu/career/statistics.

Geographic Distribution

2020 graduates accepted employment in 15 states

72% | Kansas
11% | Missouri
2% | Colorado
15% | Other States

Includes all full- and part-time, short- and long-term employment. For more detailed employment information, visit, washburnlaw.edu/career/statistics



Top 1/4

in nation for full-time, long-term, bar-required employment for class of 2020*

*<https://www.law.com/nationallawjournal/2021/04/26/law-grads-hiring-report-job-stats-for-the-class-of-2020-398-67812/>

98%

of 2020 graduates engaged in experiential learning during law school

UBE

Washburn Law is in one of

40

jurisdictions that have adopted the transferable Uniform Bar Exam.

Washburn Law graduates have

21%

less debt upon graduation than the national average for law schools.

Class of 2020, U.S. News



88%

Bar Pass Rate in 2020

Kansas Exam, first-time takers

91%

Two-year Bar Pass Rate

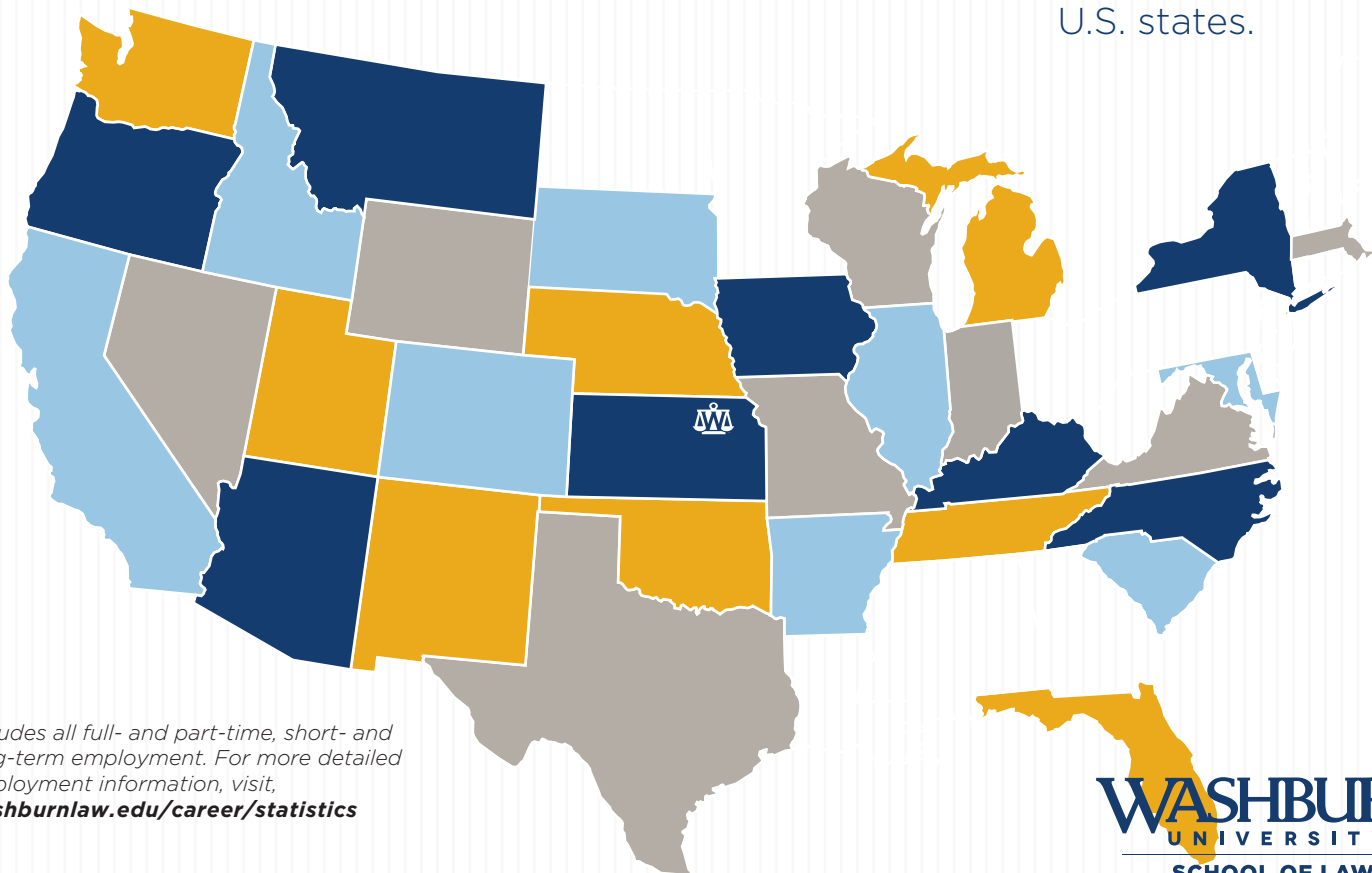
Kansas Exam, 2018 graduates

Where Alumni Are Employed:

Classes of 2017-2020 accepted employment in

32

U.S. states.



Includes all full- and part-time, short- and long-term employment. For more detailed employment information, visit, washburnlaw.edu/career/statistics

Data current as of August 7, 2021

WASHBURN
UNIVERSITY
SCHOOL OF LAW